

 5959 Shallowford Road, Ste. 405
 Chattanooga, TN 37421
 423.305.6151
 SCPTech@spraylock.com
 concreteprotection.com

P3 Marine is a spray-applied product, based on Spray-Lock Concrete Protection (SCP) colloidal silica technology, which provides a permanent improvement that increases the durability and life cycle of Portland cement concrete.

ABOUT THIS PRODUCT

P3 Marine is intended for use in areas where the concrete member is exposed to migration and diffusion of chlorides from saltwater, splash zones, potential liquid contaminants under hydrostatic pressure, regular and consistent exposure to detrimental conditions, or other similar severe sources of attack mechanisms.

P3 Marine penetrates into the accessible capillary system, reacting with the available free alkali found within, and primarily forming calcium silicate hydrate (C-S-H). It can be used at time of placement as the choice for curing and protection, or P3 Marine can be used on existing clean, hardened, permeable concrete.

P3 Marine technology was formulated to reduce the permeability of the concrete surface to reduce the impact of chloride and other salts as well as other contaminants into the concrete in a marine environment. With a superior cure (equal to or better than 28-day moist cure), the need for a curing membrane is eliminated, allowing foot traffic in just one to three hours.

P3 Marine provides permanent concrete protection while also providing improved conditions that allow concrete to become more durable and longer-lasting than untreated concrete. With over 40 years of industry proven performance, SCP technology is your solution to better concrete.



TYPICAL APPLICATION RATE

Concrete
 150 ft² per 1 gallon
 (3.7 m² per 1 liter)

PERFORMANCE

Test Method Standard	Typical % Improvement
ASTM C1556	51%
ASTM C1803	58%
EN 12390-8	90%
NT-492	26%

Recommended Equipment for Applications

Important: When using an airless sprayer on freshly placed concrete, be sure to adjust pressure settings so that no surface damage occurs. The use of centrifugal pumps is not recommended.

Use a low to medium pressure sprayer complete with an extension wand and fan tip spray size of 0.019-0.021 inches (0.48-0.53 mm) for vertical or overhead applications and fan tip spray size of 0.024-0.031 inches (0.61-0.79 mm) for flatwork applications.

Alternate spray system: Use an agricultural sprayer using an approximate 5 gallons per minute (18.93 liters per minute) diaphragm pump and fan tip spray size of 0.30-0.60 gallons per minute (1.14-2.27 liters per minute) for vertical or overhead applications and fan tip spray size of 0.50-1.0 gallons per minute (1.89-3.79 liters per minute) for flatwork applications. A backpack or Hudson type sprayer should be used if only applying one bucket or fewer of material.

Recommended Application Method

Important: Spray in a 50% overlapping pattern.

For slab applications, hold wand perpendicular to the surface and spray 6 inches (15 cm) from the surface. Apply product using the prescribed application rate for the area. If pooling or dry areas are observed while applying, use a broom to distribute material so that the product remains uniform throughout the application area. Do not allow excess material to dry on the slab. Remove excess P3 Marine product with a foam squeegee, broom, wet vac, or mop.

Note: Product not removed from the slab may become slippery in a wet condition.

Treated area can be opened to foot traffic one hour after treatment and all heavy equipment traffic 24 hours after treatment.

For vertical and overhead applications, hold sprayer wand perpendicular to the surface and spray 6 inches (15 cm) from the surface. Very light and repeated spray passes should be made over the same area using the prescribed application rate. For vertical application, begin at the bottom and go to the top.

Time of Placement

P3 Marine can be used at the time of placement. Application should be performed after final troweling has been completed and concrete can take foot traffic without damage. Final concrete finish must be unburnished prior to application.

Concrete Finish

The concrete surface finish is a key part of the P3 Marine application process. The surface finish should be discussed with the concrete foreman and the superintendent prior to concrete placement. The surface, if hard troweled, should be finished in an open fashion (unburnished), avoiding a burnished or black surface finish. P3 Marine needs a porous (open-matte) finish to penetrate into the concrete and perform as intended. SCP recommends observing the concrete finishers during the finishing process to ensure the concrete is not burnished.

P3 Marine can be applied to hand finished surfaces, broom finished surfaces, and bull floated surfaces.

Note: Extra time may need to be allowed for concrete to set on broom finished surfaces to ensure no damage to concrete from foot traffic.



Formed Surfaces

SCP recommends using a reactive, non-petroleum based form release. Use the form release based on the manufacturer's recommendations.

Prior to application of SCP products onto any formed concrete surface, SCP recommends performing a water absorption test to determine if the product will be able to penetrate into the concrete surface.

Accelerators

Accelerators are often used during colder months to accelerate the setting of the concrete. These admixtures will also accelerate the action of P3 Marine. If these admixtures are used (check batch tickets), applicators should test a small area prior to a full application. Tests should be conducted periodically. A test section measuring approximately 3 ft x 3 ft (0.914 m x 0.914 m) is recommended. Apply P3 Marine product to this area and wait 15 minutes. If the P3 Marine product begins to appear milky and turns into a gel or feels very slippery, then the accelerator is still active. Re-test until the product remains unchanged from its normal consistency. Once the SCP product remains unchanged on a test area for a minimum of 15 minutes, full application can begin.



Existing Concrete

The concrete surface needs to be structurally sound. If there are any concerns, consult with an engineer on the project or consult with a structural engineer. Any weak or degraded concrete surface or concrete exhibiting signs of scaling, delamination, or spalling must be mechanically removed to achieve a solid substrate. The concrete should be free of contaminants such as dirt, wax, oil, grease, curing compounds, adhesives, paint, or any other material that could prohibit P3 Marine from entering the concrete matrix. Always perform a water absorption test to determine if the product will be able to penetrate into the concrete surface.

Admixtures

The use of moisture vapor reducing admixtures (MVRA), integral waterproofing admixtures, or latex admixtures **should not be used** when utilizing P3 Marine spray-applied technology.

Typically Applied Concrete Products

There are many concrete additives on the market. Some of these will work in conjunction with P3 Marine, some will not.

If a monomolecular evaporation retarder (MMER) is used on the concrete, the MMER should be applied in accordance with the manufacturer's recommendations.

When specified, curing compounds (ASTM C309 or ASTM C1315 products) can be used but should only be used after the P3 Marine product application. If a curing compound is used prior to the P3 Marine product application, remove the curing compound prior to treatment.

ENVIRONMENTAL CONDITIONS

Hot Weather

One of the challenges of hot weather applications is rapid evaporation and unwanted gelling. SCP recommends pre-wetting concrete when surface temperature is above 90°F (32.2°C). Pre-wetting consists of spraying a light coat of water directly in front of P3 Marine product application. This process helps in preventing rapid evaporation of P3 Marine from the surface of the slab, allowing for better penetration into the hot concrete. P3 Marine should be removed before allowing to dry on the slab.


Cold Weather

Challenges faced during cold weather applications include low temperature application, accelerator addition, and shorter days. The minimum air and concrete temperature at which P3 Marine can be applied is 35°F (1.7°C) and rising. If an accelerator is used in the concrete mix, test a small area as described in the [Accelerators section](#) of this document. With shorter days during the winter months, longer set times could push P3 Marine application to a later time when temperatures are too cold. Application may need to take place the following morning. If this is the case, the concrete company may need to protect the concrete with blankets or other means.

Rain Event

A rain event is defined as liquid precipitation that is sufficient enough to cause standing water on the concrete structure. If a light mist is observed that causes no standing water, this is not considered a rain event and application does not require interruption.

If a rain event begins during an application, the portion of the slab that has been treated and squeegeed off is considered treated. If a portion of the slab is being treated and not squeegeed when it rains, P3 Marine will need to be reapplied after rain has stopped. Mark the area last treated so that you have a reference on where to resume application after the rain event. After rain has stopped, the slab should be squeegeed to remove all standing water. Application can continue as normal, beginning after the last treated section of the slab.



POST-APPLICATION

Traffic

Foot traffic is allowed one hour after application. Equipment traffic is allowed after 24 hours or when the design professional decides the concrete is strong enough to handle the load.

Control Joints

SCP requests that control joints are cut *after* P3 Marine has been applied. If the control joints are cut prior to the placement of P3 Marine, the area will need to be cleaned to remove the residue dust from the cutting. ***P3 Marine can react with the dust creating a slick surface.***

NOTES

- » ***Not suitable*** for use where coatings, coverings, or flooring may be applied.
- » Like fresh concrete itself and other alkaline materials, product may etch glass, shiny aluminum, and brass if left to dry on the surface. Simply remove while wet.
- » DO NOT apply on frozen substrate.

Packaging/Storage

P3 Marine is packaged in 5, 55, and 275 gallons. Product shall ideally be stored in a location that is dry and between 35°-100°F (2°-38°C) ambient temperature. Optimal storage is at the middle of the temperature range. Protect from freezing and direct sunlight. 5-year shelf life under proper storage conditions.

General Information

For safe handling information on this product, see the Safety Data Sheet (SDS).

Warranty

SCP warrants the product to be free from material defects provided that the product was sold within its identified shelf life and stored according to guidelines on product packaging. SCP's sole liability shall be limited to the purchase price paid by the customer for SCP product for the quantity of defective material.

Mock-ups, testing, or sample applications to determine fitness of products for a particular use are the responsibility of the user. In-house and independent testing supports the instructions and claims made in this document. Due to the variation in job conditions, surface preparations, concrete substrates, and application methods, SCP cannot ensure uniformity in product performance.

PRODUCT ATTRIBUTES	
Color	Clear
Odor	None
Specific Gravity	1.10
pH	11.5 +/-
Flammability	0 (non-flammable)
VOC/VOS Content	0.0 g/ml
Clean-up Solvent	Water
Environmental Impact	None/Neutral
User Status	Friendly

QUESTIONS?  423.305.6151  SCPTech@spraylock.com